



6mm

Loop-Powered Isolator D6H 11000

Separation of 0(4) ... 20 mA Standard Signals

With the Loop-Powered Isolator D6H 11000 DRAGO is extending its offer on high-accuracy and high-reliable components of the interface technique.

The loop-powered isolator D6H 11000 provides galvanic separation for 0(4) ... 20 mA standard signals, while transferring the measurement signal to the output with a high degree of accuracy. In this way, the unit avoids interference voltage carry-over, effectively suppressing interference. The very low drop voltage of 2.5 V, a high level of accuracy and a compact design all work together to make the D6H 11000 the first choice in system design.


The slim housing with 6.0 mm width for one or two channels saves space in your switch cabinet and facilitates by the practical pull-spring terminal blocks the assembly. The D6H 11020 requires only 3.0 mm DIN-rail space per channel.

Intelligent design and their consequential avoidance of highly integrated components result in extremely long service lives and reliability without any falsification of the measurement signal.

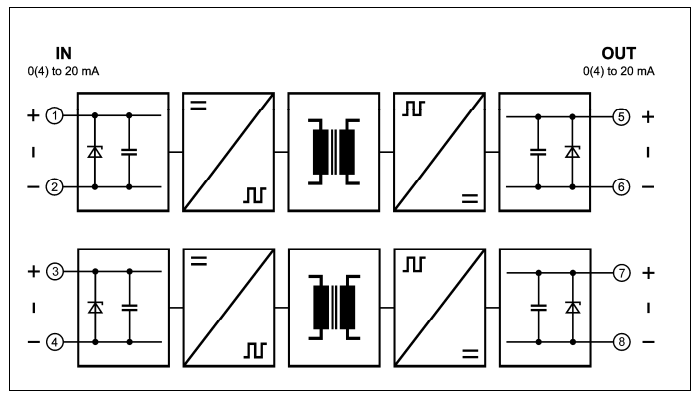
The D6H 11000 requires no additional power supply since the auxiliary power is obtained from the input signal without distorting it. This not only saves costs during installation, but also increases reliability.

5 Years Warranty
Defects occurring within 5 years from delivery are remedied free of charge at our plant (carriage and insurance paid by sender).

- **Galvanic isolation across input and output**
Protection against erroneous measurements due to parasitic voltages or ground loops
- **No power supply required**
Saving costs since wiring is reduced and line influences are omitted
- **Extremely slim design, 1- and 2-channel versions**
Only 3.0 mm DIN-rail per channel
- **Protective Separation acc. to EN 61140**
Protects service personnel and downstream devices against impermissibly high voltage
- **Maximum reliability**
No maintenance costs
- **5 Years Warranty**



Block diagram

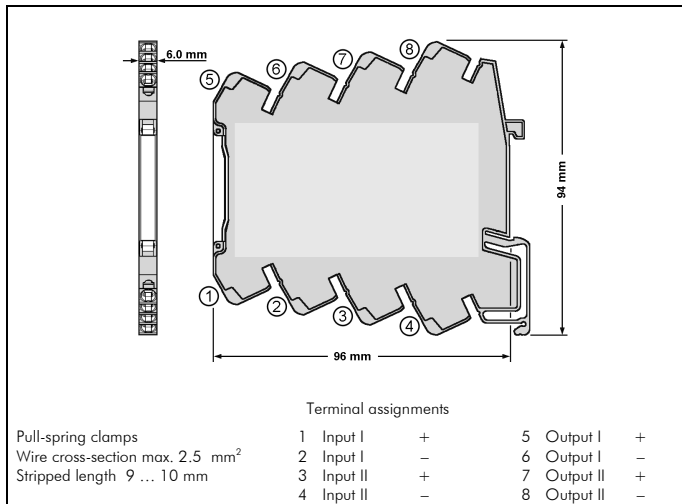


Technical Data

Input	
Input signal	0(4) ... 20 mA
Operating current	< 200 µA
Voltage drop	< 2.5 V
Overload	≤ 40 mA, 18 V
Output	
Output signal	0(4) ... 20 mA
Load	600 Ω
Cut-off frequency	100 Hz
Response time (T ₁₀₋₉₀)	< 3.5 ms
Ripple	< 10 mV _{rms}
General Data	
Transmission error	< 0.1 % of final value
Load error	< 0.05 % of measured value / 100 Ω load
Temperature coefficient ¹⁾	100 ppm/K
Test voltage	2.5 kV, 50 Hz between all circuits
Working voltage ²⁾ (Basic insulation)	Up to 600 V AC/DC for overvoltage category II and pollution degree 2 acc. to EN 61010-1 between all circuits.
Protection against electrical shock ²⁾	Protective separation according to EN 61140 by reinforced insulation in accordance with EN 61010 -1 up to 300 V AC/DC for overvoltage category II and pollution degree 2 between all circuits.
Ambient temperature	Operation -25 to +70 °C (-13 to +158 °F) Transport and Storage -40 to +85 °C (-40 to +185 °F)
EMC ³⁾	EN 61326-1
Construction	6.0 mm housing, protection class: IP 20
Weight	Approx. 50 g

- 1) Average TC based on the final value in specified operating temperature range
- 2) As far as relevant the standards and rules mentioned above are considered by development and production of our devices. In addition relevant assembly rules are to be considered by installation of our devices in other equipments. For applications with high working voltages, take measures to prevent accidental contact and make sure that there is sufficient distance or insulation between adjacent situated devices.
- 3) Minor deviations possible during interference

Dimensions



Product line

Devices		Order No.
Loop-Powered Isolator	1-channel	D6H 11010
Loop-Powered Isolator	2-channel	D6H 11020

Subject to change!