

Repeater Power Supply D6C 52100

Powering and Isolation of
2- and 3-wire Transmitters

With the Repeater Power Supply D6C 52100 DRAGO is extending its offer on high-accuracy and high-reliable components of the interface technique.

The D6C 52100 repeater power supply is used to supply and separate 2- and 3-wire transmitters. It supplies the transmitter with power and transmits the measurement signal to the output galvanically isolated and with high accuracy. Due to the calibrated selection of the input and output ranges, the new universal power supply and the ultra-small housing the Isolation Amplifier is suitable for flexible use. The high reliability and the protective separation are further features, which ensure a safe system operation.


The desired input and output range of D6C 52100 can be easily set by using DIP switch and due to the calibrated range selection no further adjustment is necessary. Also the cut-off frequency can be adapted to the measurement task by using the DIP Switch.

Pluggable cross-connectors for the auxiliary power supply ensures fast and economical installation. The slim housing with 6.0 mm wide saves significant space on DIN-rail in the switch cabinet.

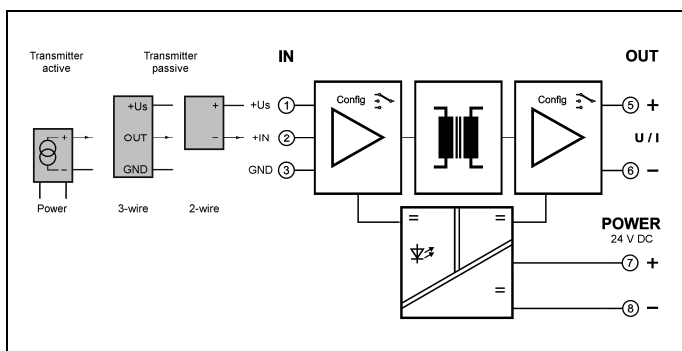
The optimized efficiency of the D6C 52100 power pack contributes significantly to reducing the units own heat generation. This is reflected in extremely high MTBF, it means highest reliability and long-term stability. A green LED on the front of the unit has been provided to monitor the power supply.

5 Years Warranty
Defects occurring within 5 years from delivery are remedied free of charge at our plant (carriage and insurance paid by sender).

- **Energization of 2- and 3-wire transmitters**
Provides the transmitter with energy
- **Calibrated signal setting**
Input and output range can be set by using DIP switch - without any further adjustment
- **3-Port isolation**
Protection against erroneous measurements due to parasitic voltages or ground loops
- **Extremely slim design**
6.0 mm small housing with practical pull-spring clamps
- **Protective Separation acc. to EN 61140**
Protects service personnel and downstream devices against impermissibly high voltage
- **Maximum reliability**
No maintenance costs
- **5 Years Warranty**



Block diagramm

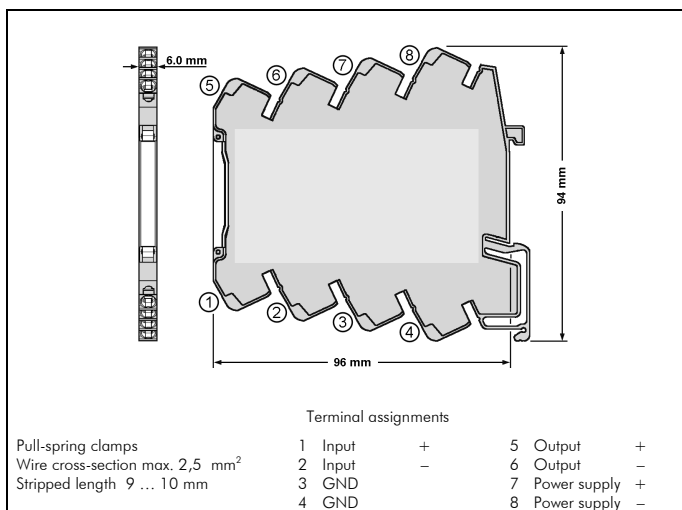


Technical Data

Input	
Input signal (calibrated range selection)	0 ... 20 mA 4 ... 20 mA
Input resistance	≤ 50 Ω
Overload	50 mA
Transmitter supply voltage	Approx. 18 V
Max. supply current	30 mA
Output	
Output signal (calibrated range selection)	0 ... 20 mA 4 ... 20 mA 0 ... 10 V 2 ... 10 V 0 ... 5 V 1 ... 5 V
Load	Current output: ≤ 12 V (600 Ω at 20 mA) Voltage output: ≤ 5 mA (2 kΩ at 10 V)
Offset	Current output: < 20 μA Voltage output: < 10 mV
Linear transmission range	-1 ... +110 %
Ripple	< 10 mV _{rms}
General Data	
Transmission error	< 0.1 % of final value
Temperature coefficient ¹⁾	< 100 ppm/K
Cut-off frequency (-3 dB)	100 Hz
Response time (T _{10,90})	< 3.5 ms
Test voltage	2.5 kV, 50 Hz Input against output against power supply
Working voltage ²⁾ (Basic Insulation)	Up to 600 V AC/DC for overvoltage category II and pollution degree 2 acc. to EN 61010 -1.
Protection against electrical shock ²⁾	Protective separation according to EN 61140 by reinforced insulation in accordance with EN 61010 -1 up to 300 V AC/DC for overvoltage category II and pollution degree 2.
Ambient temperature	Operation -25 °C to + 70 °C (-13 to +158 °F) Transport and storage -40 °C to + 85 °C (-40 to +185 °F)
Power supply	24 V DC 16.8 V ... 31.2 V DC, approx. 1.2 W
EMC ³⁾	EN 61326-1
Construction	6.0 mm housing, protection class: IP 20
Weight	Approx. 50 g

- 1) Average TC based on the final value in specified operating temperature range
 - 2) As far as relevant the standards and rules mentioned above are considered by development and production of our devices. In addition relevant assembly rules are to be considered by installation of our devices in other equipments. For applications with high working voltages, take measures to prevent accidental contact and make sure that there is sufficient distance or insulation between adjacent situated devices.
 - 3) Minor deviations possible during interference
- Bold: Factory setting for D6C 52100**

Dimensions



Product line

Device	Order No.
Repeater Power Supply, configurable, Current and Voltage output	D6C 52100

Subject to change !